

# Club Boat Usage Guide

**This guide covers the following club owned craft:**

- Sailing Dinghies
- Patrol Boats
- Bruce
- Rowing Gigs
- Kayaks

*Users of any club vessel should follow the Solent Seals Code of Conduct and other advice relating to the harbour wildlife as detailed on the harbour board website [langstoneharbour.org.uk/wildlife](http://langstoneharbour.org.uk/wildlife)*

## **Personal Buoyancy Policy**

Personal Buoyancy is compulsory in the following circumstances when members and guests use the club facilities to go afloat.


1. All members using club owned yachts, tenders, dinghies, kayaks and paddleboards.
2. All crew operating club owned power boats, or passengers being carried.
3. All participants in club organised dinghy sailing, paddling or 'multi-activity' events.
4. All under-18s in any tender, dinghy, gig, kayak, paddleboard or windsurfer.
5. All non-swimmers.
6. Anyone going afloat in the hours of darkness.
7. All coxswains of rowing gigs.

The following exceptions can apply when appropriate:

1. During a stop ashore e.g. a visit to Sword Sands or other beach.
2. Adults on night trips in rowing gigs, providing there are at least two boats supporting each other or accompanied by a powered support boat, and where the session leader/row leader deems conditions acceptable.
3. Whilst performing race officer duties on board 'Bruce', a yacht or other large boat.

Recommended appropriate Personal Buoyancy for gig rowing is a manual gas-inflate life jacket or flat-fronted Buoyancy aid with no belt.

Whilst on board a yacht or motor cruiser, the Club rule can be replaced by the RYA guidance on the wearing of personal buoyancy. i.e. it should be worn unless there is a good reason not to



## Dinghies

Currently the club has the following sailing dinghies

- 2 RS Feva
- 1 RS Quba
- 3 RS Tera
- 1 Topper Topaz
- 1 Pico
- 10 Optimists
- 1 Wayfarer
- 1 Wanderer
- 1 Laser Radial

The Executive Committee has agreed that club boats may be used by any club member, at any time, subject to the following:

- Club dinghies are available for use by members with priority given to under 18's during Cadets on the Water evenings. The cadet leadership team will manage their use in this setting and it should be noted that usage will be shared around the membership.

All users must adhere to the following guidelines:

- users must be able to rig and derig the club boats competently as demonstrated by a member of the Exec, Captains Committee, Dinghy Committee, or another nominated representative of the above.
- users must register their usage via the club boat booking system and paid for via webcollect (preferred method) or the bar till
- Cadet usage outside the cadet sessions must be paid for by a responsible adult, who remains responsible for the use and safety of the boat and cadet.
- users must put the boats and equipment away in a clean and tidy state and report any problems to [clubboats@tudorsailing.org.uk](mailto:clubboats@tudorsailing.org.uk) as soon as possible after use.
- the club will monitor usage and reserves the right to bar any individual member or group of members from using the boats (for example if they are misusing the boats) or limit their usage (for example, if it is felt they are preventing other people from getting a chance to try the boats)
- Please note that the club Fevas, Quba, Pico, Teras and Topaz should only be used if the wind is no stronger than a force 4 wind (max 16 knots). This should be measured as per the Cambermet service which can be found at [www.cambermet.co.uk](http://www.cambermet.co.uk). Please therefore check the weather conditions before taking the club boats out. If you have booked and paid for a club boat in advance, you will be refunded if you are unable to use it due to the weather conditions.
- The wayfarer and wanderer may be taken out above a force 4 wind if taking part in a race, a club organised cruise or during a cruise in company where there are at least two boats taking part.
- No club boats should be taken outside the harbour unless authorised by the Dinghy Committee (which will not be reasonably refused for experienced members)



## Tudor Patrol Boats

- Currently
  - Nemo (RIB)
  - Marlin (RIB)
  - Dory (Dory)
  - Squirt (Pioner 12)
  - Gurgle (Pioner Multi)
  - and any hired craft performing the role of Patrol Boat for the club

These boats are for use by those members who have been specifically trained to use them.

There are three levels of training available:

- Tudor PB1: This gives the member the ability to operate as crew on the PB. They are allowed to helm the patrol boat under the decision making guidance of the PB2 helm.
- Tudor PB2: This gives the member the ability to operate as helm on the PB in the decision making capacity for the vessel.
- Tudor PB3 (cruisers): This gives the member the ability to operate as helm for cruiser specific activities (ie not capsized recovery) and will include towing. The crew member during cruiser recovery/relaunch can be PB1 or PB2 qualified. Both members on each PB do not have to be PB3 qualified

At any one time there must be at least one adult member trained to Tudor PB2 or 3 and in particular to Tudor PB2 for patrol boat duties for races or cadets. The other crew member can be Tudor PB1, 2 or 3).

### Youth Patrol Boat crew


- In line with RYA policy, members who are 16 years and older can operate as patrol boat crew or helm as long as they also hold RYA PB2 and their parents have given their consent for them to do so.
- Members aged 14 or 15 can operate as patrol boat crew as long as they hold RYA PB2 and a parent (or parent appointed adult) operates as the helm.
- The youth crew member may carry out all functions that adult Tudor PB1 crew normally carry out but the decision-making responsibility sits with the adult PB2 member.

### Supporting Cruiser recovery/relaunch

Due to the specific requirements of the cruiser weekends anyone wishing to helm during the cruiser weekends must have completed Tudor PB3 (cruiser) training session.

### Single person operation of Patrol Boats

There are specific circumstances when it is considered appropriate to operate a Tudor Patrol Boat with only one person (who must be qualified to Tudor PB2) as follows:



- When the Patrol Boat is performing a non rescue role (eg. shadowing another craft undergoing engine tests or similar or ferrying members to another craft such as Bruce.)
- When the PB is holding off the slipway (to clear the slipway) whilst the crew member is assisting others.

### **Checking moorings**

Dory or Gurgle can be used for checking cruiser moorings but should not be used for lifting moorings.

### **Tudor Patrol Boats or hired craft are explicitly not to be used for:**

- Joy rides / towing for fun
- Lifting cruiser moorings (Note regarding hired craft; alternative/additional usage rules may be placed on us by the hiring organisation)

### **Bruce**

Bruce may be used by trained club members for a variety of roles. The primary purpose of Bruce is for use as a club committee boat; this takes preference over all other club use. Bruce can be utilised for the following approved activities:

- as a stationary committee boat conducting races from her mooring
- as a mobile committee boat, anchored within the harbour
- as a support vessel for club cruises
- for training purposes, either in driving displacement craft, or used for towing practice
- as a support vessel to recover stricken members cruisers
- to check the condition of club moorings and moving / installation of mooring blocks (following approval of the bosun's committee and with a suitably trained skipper helming)
- as a fishing platform from its mooring (all members)
- for organised fishing trips, following the approval of the sailing committee
- Dinghy sailors are to be advised that they should not attempt to come alongside Bruce.

### **Stationary Committee Boat**

Race officers may use Bruce as a committee boat from her mooring. For this purpose her electrics may be switched on but her engine should remain off.

- Race officers may take other members/guests onto Bruce to help with and observe the racing as long as all other Tudor rules are followed, especially the wearing of personal flotation devices for the duration of the trip.
- These individuals will be ferried to Bruce by a Patrol Boat in advance of the race and therefore race officers may need to consider getting to the club earlier to allow this transfer to take place in sufficient time for the Patrol Boat to return to provide on water cover to the launching dinghies.
- If additional individuals are to be ferried to Bruce, the number will be limited by the capacity of a single Patrol Boat unless agreed with the Patrol Boat helms in advance.



### **Mobile committee boat or support vessel**

Only those members specifically trained and signed off to use Bruce by one of the club's nominated training resources will be allowed to move her off her mooring.

There must always be at least two people on board before moving Bruce from her mooring and one of these will be nominated Skipper for the outing and will have signed the log book as such. Other members and guests are permitted on board with the above restrictions.

### **Training for moving Bruce.**

**Tudor PB4**(Bruce) This gives the member the ability to skipper Bruce from her mooring. Other Tudor PB2 or 3 trained members may helm Bruce but a PB4 member must be on board, taking full responsibility for the vessel. Those trained to PB4 will be recorded on Dutyman as such.


### **Recovery of Cruisers, checking of moorings etc.**

Only those members specifically trained and signed off to use Bruce by one of the club's nominated training resources will be allowed to move her off her mooring.

There must always be at least two people on board before moving Bruce from her mooring and one of these will be nominated Skipper for the outing and will have signed the log book as such. Other members and guests are permitted on board with the above restrictions.

### **Stationary fishing platform**

Providing Bruce is not required for a club organised event, Bruce may be used as a static fishing platform from the mooring. Any member who would like to use Bruce for this purpose should contact the sailing committee, to be briefed regarding the procedures for safe usage. Other members and guests are permitted on board with the above restrictions.




## Rowing Gigs

- Currently the club has the following Bursledon Gigs
  - Rosie
  - Olive
  - Lady Jane

Please ensure you have read and understood the General Guidance document for rowing which is on display at the club, If you have any questions or have not read the document, please contact [rowing@tudorsailing.org.uk](mailto:rowing@tudorsailing.org.uk) for a copy before booking a Gig

The Rowing Gigs are for use by all members subject to the following:

- The Rowing Gig must be booked in advance through the club booking system and paid for through Webcollect. Fees will be set by the Exec and are visible on Webcollect.
- Minimum crew is 2 persons – ie 1 rower + 1cox.
- Max capacity of the gig is 6 persons – ie 4 rowers + 1 cox + 1 passenger.
- The Gig crew should write on the white board who is on the gig, launch time and estimated return time and the intended destination if not returning directly to the club.
- A mobile phone must be carried with its contact number identified on the white board.
- Oar locker key can be found in the electric switch / key cabinet and must be returned after use.
- Only adults who have been DBS checked are allowed to row as a sole adult with cadets.
- Cadets who have gig experience may use the gig without an adult if a trained gig rower helps them launch and recover the boat. Cadets are to keep within the confines of Langstone Harbour unless permission to go out of harbour has been given by the Captains committee.
- Ensure bung has been fitted before launch.
- All rowers must have a buoyancy aid/ lifejacket with them though it is not compulsory to wear it unless conditions deteriorate.
- Coxwains must wear a buoyancy aid/lifejacket at all times.
- On completion of row – Gig, rudder, trolley and oars are to be washed off with fresh water before stowage.
- Equipment is to be put away carefully. Oars are easily damaged.
- Oar locker is to be locked and key returned to the electric switch - key cabinet.
- Damage to equipment must be notified to the Rowing Captain at the earliest opportunity.



### **Additional rules for night time rowing**

Please ensure you have read the additional Guidance for night time rowing that is on display at the club. If you have any questions or have not seen the guidance, please contact [rowing@tudorsailing.org.uk](mailto:rowing@tudorsailing.org.uk) for a copy before booking a Gig. Guidance includes but is not limited to:

- Cadets are not allowed to row at night.
- Navigation lights must be used.
- Flares and a VHF radio must be carried.
- Buoyancy aids/ lifejackets must be worn and must carry an activated glow stick attached to one shoulder.

### **Kayaks**

- Currently the club has the following sit on top kayaks
  - 2 Wavesport Scooter Single Kayaks (purple / white / pink)
  - 2 Wavesport Scooter Single Kayaks (black/red/black)
  - 2 Wavesport Gemini Double Kayaks (green/ white/ green)
- The kayaks must be booked in advance through the club booking system and paid for through Webcollect. Fees will be set by the Exec and are visible on Webcollect.
- Personal flotation devices (buoyancy aids / lifejackets) must be worn at all times when using a club kayak.
- Kayaks and wheels are accessed by a 4 figure number coded lock. Please contact the kayak captain for the code.
- The paddles and seats are in the blue sail box located under the canopy on the southern of the patio. The code for the lock is the same as the boats.
- There are some club wheels which are locked to the club boats. Extreme care should be taken when using the pronged wheels as they can cause hull damage if inserted incorrectly. Double kayaks should always be carried unless folding wheels are used.
- The kayaks are located in the kayak rack in spaces D4, D8, D11, D12, H4, H8 and are labelled with TSC on them
- Kayaks should be stored in the rack right way up with the bow (front) facing inwards
- Please avoid dragging the kayaks over the slip or stony beaches
- Please follow the Harbour Masters Guide to Safe Kayaking which can be found at [http://www.langstoneharbour.org.uk/images/upload/files/boating-kayak\\_docs\\_pdf\\_2022.pdf](http://www.langstoneharbour.org.uk/images/upload/files/boating-kayak_docs_pdf_2022.pdf)
- Please note that you are restricted to Kayaking within the confines of Langstone Harbour unless permission has been given in advance by the Sailing Committee.
- The kayaks are not to be used after dark unless taking part in an organised club kayak activity such as Women on the Water or Monday Paddles.
- Cadet usage outside the cadet sessions must be paid for by a responsible adult , who remains responsible for the use and safety of the boat and cadet.